

Electric instantaneous water heaters

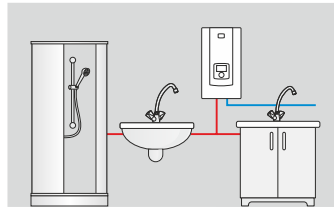
PPE2 electronic LCD

Electronically controlled heater with LCD display at the best price

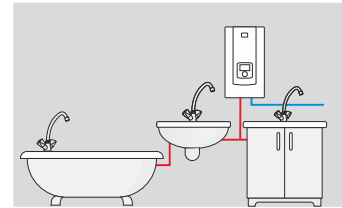


* Also available with bottom connections

Application



from 12kW




from 18kW

Most important advantages



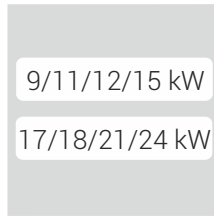
LCD display

Display allows to read inlet and outlet temperatures, water flow rate and unit power.



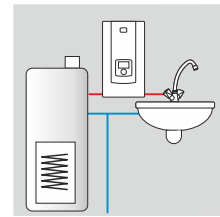
Electronic control system

Ensures stability and smooth regulation of water temperature from 30°C - 60°C (1°C step).



4 powers in 1 heater

This allows the user to select desired power level (not applicable for 27 kW version).

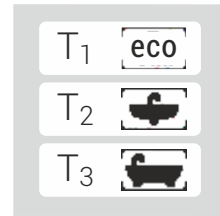


Can work on already preheated water. Inlet water temperature up to 70°C.



Temperature lock

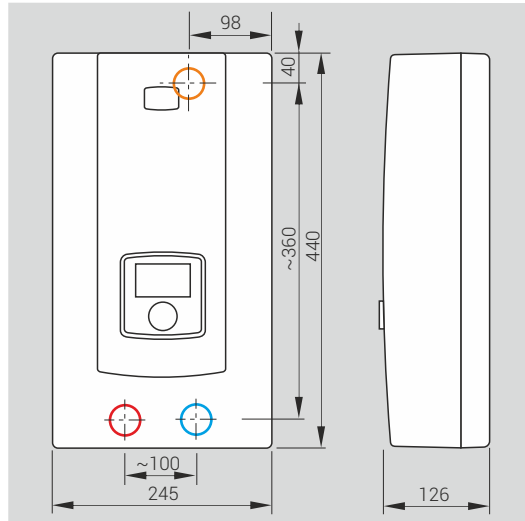
This allows the user to save the maximum temperature value e.g. in order to protect children against burn injuries.



Temperature memory

This allows the user to save three most frequently used water temperatures.

Dimensions



Supply water pressure	0,1 - 1,0 MPa
Inlet and outlet section	Gz 1/2"
Safety class	IP 25
Energy efficiency class	A

- Electric cable connection point
- Cold water inlet
- Hot water inlet

Technical data

Type	Rated power / Rated voltage	Rated current (A)	Min. connecting wires section (mm ²)	Efficiency (Δt=30°) (l/min.)
PPE2-09/12/15.LCD	9/11/12/15 kW / 400V 3~	3x13,0/15,9/17,3/21,7	4 x 1,5/2,5/2,5/2,5	4,3/5,2/5,8/7,2
PPE2-18/21/24.LCD	17/18/21/24 kW / 400V 3~	3x24,6/26,0/30,3/34,6	4 x 4/4/4/6	8,1/8,7/10,1/11,6
PPE2-27.LCD	27 kW / 400V 3~	3x39	4 x 6	13,0